



## Coil Embolization To Treat Aortic 'Blebs', Entry-Tears And Pseudoaneurysms: How Does It Work, When Is It Indicated, And Results

Jos C. van den Berg MD PhD  
Clinica Luganese Moncucco  
Lugano, Switzerland



### Disclosures


- Nothing to disclose in relation to this presentation



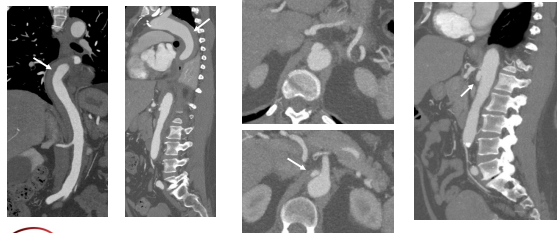
### Coil embolization aortic disease

- Well-known and established treatment for
  - Para-valvular leaks
  - False-lumen embolization in type B dissection
  - Anastomatic pseudoaneurysms
- Use of coils and/or plugs


Fullenborg M, et al. JET 2016;23:376-383  
 Fann JJ et al JVS 2000;35:811-814  
 Hanna Y et al CVR 2000;23:391-393  
 Stannou SC et al AORTA 2020;8:1-5



### Dissection/IMH with entry next to celiac trunk





May 2011



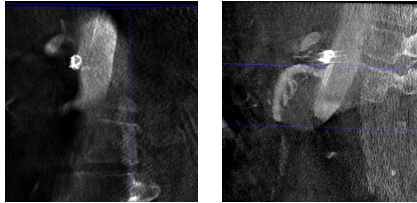
### Dissection/IMH with entry next to celiac trunk



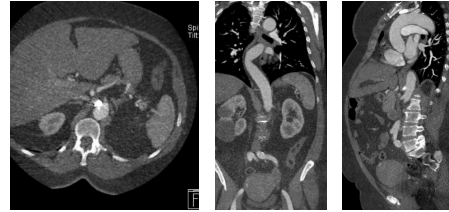

### Dissection/IMH with entry next to celiac trunk

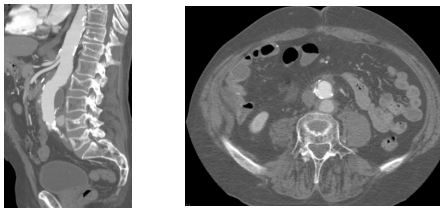
Dissection/IMH with entry next to celiac trunk



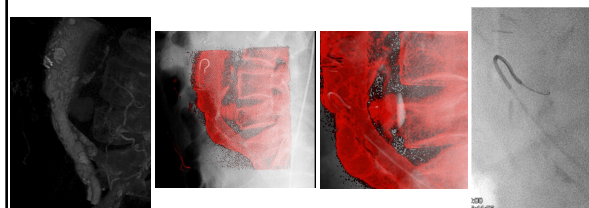
Dissection/IMH with entry next to celiac trunk




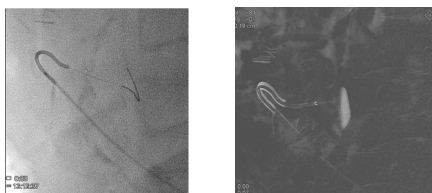
Early false aneurysm (asymptomatic)



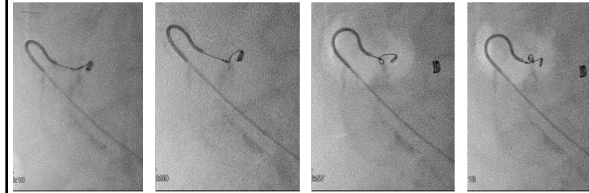
Early false aneurysm (asymptomatic)



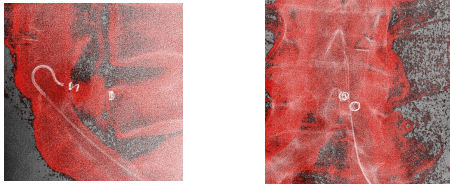
Early false aneurysm (asymptomatic)



Early false aneurysm (asymptomatic)

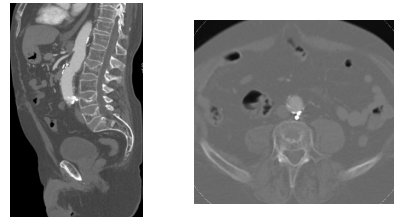


### Early false aneurysm (asymptomatic)



VEITH SYMPOSIUM  
Celebrating The Veith Community

### Early false aneurysm (asymptomatic)

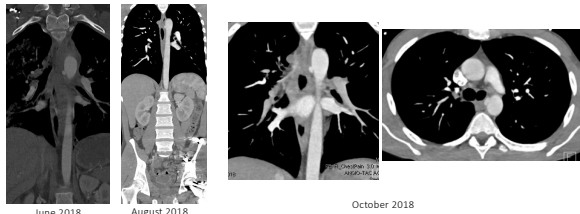


THE VERVE SYMPOSIUM

Follow-up @ 9 months

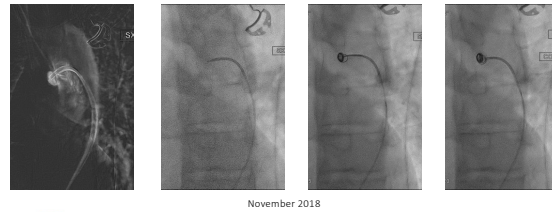
10th  
ANNIVERSARY

### Aortic isthmus rupture



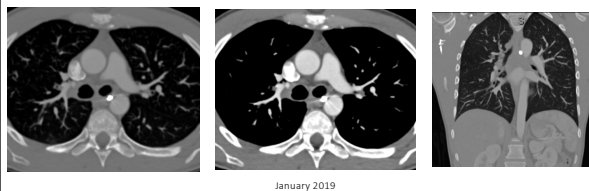
VEITH SYMPOSIUM  
Celebrating The Veith Community

### Aortic isthmus rupture



VEITH SYMPOSIUM  
Celebrating The Veith Community

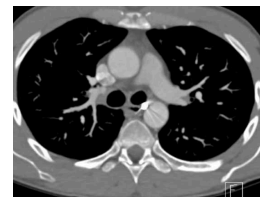
### Aortic isthmus rupture



THE VERVE SYMPOSIUM

10th  
ANNIVERSARY

### Aortic isthmus rupture



VEITH SYMPOSIUM  
Celebrating The Veith Community

## Conclusion

- Coil embolization of aortic 'blebs', entry-tears and pseudoaneurysms is feasible and safe
- Think about this option prior to more invasive procedures (stentgraft, open repair), especially in situations that would require complex endovascular repair (FEVAR/BEVAR)



## Coil Embolization To Treat Aortic 'Blebs', Entry-Tears And Pseudoaneurysms: How Does It Work, When Is It Indicated, And Results

Jos C. van den Berg MD PhD  
Clinica Luganese Moncucco  
Lugano, Switzerland

