

Journal for Vascular Ultrasound (JVU)

- Official quarterly journal of the Society for Vascular Ultrasound (SVU)
- Established source for peer-reviewed articles on various aspects of non-invasive diagnosis of vascular disease diagnosis
- The journal covers a wide range of topics, including:
 - Original research
 - Reviews
 - Case reports
 - Letters to the editor
 - Editorials
- Valuable resource for vascular ultrasound professionals, including sonographers, physicians, and researchers
- Up-to-date information on latest techniques, technologies, and clinical applications


Overview

- Editorial team
- Online resources
- Publication metrics
- Accessing and sharing content
- Current priorities

- New reviewers and editorial board members
- Increased number of original scientific articles
- Focus on the future of vascular diagnostic testing
- Expand JVU audience
- Medline/PubMed Indexing

Successor's Report


- Gene Zierler served as prior Editor-in-Chief, 2021-2023
- Previously reported major changes publication and in editorial processes
- Expanded, more diverse representation on the Editorial Board
- More efficient and modern peer-review process
- Timely publication of accepted manuscripts



R. Eugene Zierler, MD

Building on the Foundation

- Increased number and diversity of subject matter experts for peer reviews
- Articles available "online first" to allow citation prior to print version of the Journal goes to press
- New processes and copy deadlines to get printed journal out "on time"




Editorial Staff

- Editor
 - David L. Dawson, MD, RPVI, FSVU
 - Baylor Scott & White Health, Temple, TX, USA
- Managing Editor
 - Sandra Katanick, FSVU
 - Boynton Beach, FL, USA
- Associate Editor for Education
 - Sandra Yesenko, DHSc, MHS, RVT, RDMS, FSVU
 - Cleveland Clinic, Cleveland, OH, USA
- Associate Editor for Social Media
 - Randi Sussman
 - Society for Vascular Ultrasound, Lanham, MD
- Frank Miele, MSEE
 - Pegasus Lectures, Inc., Dallas, TX, USA

International Associate Editors

- **Thoetphum Benyakorn, MD, FRCST, FSVS**
 - Division of Vascular Surgery, Department of Surgery
 - Faculty of Medicine, Thammasat University
 - Pathum-Thani, Thailand
- **Sandeep R. Pandey, MBBS, MS, FVES, EVDI, FIDF**
 - Consultant Vascular & Endovascular Specialist
 - Kathmandu, Nepal
- **Sergio Xavier Salles-Cunha, PhD, RVT, FSVU**
 - Independent Consultant
 - Jacksonville, FL and Itanhaem, Sao Paulo, Brazil
- **Julieta R. Crosta, MD, MS**
 - Diagnostic Imaging Specialist, University of Buenos Aires
 - Buenos Aires, Argentina
- **Himanshu Verma, MBBS, MS, FEVS**
 - Fortis Memorial Research Institute
 - Gurugram, Haryana India
- **Karthik Mikkineni, MD, RPVI**
 - AIG Hospitals, Hyderabad, India

Editorial Board

- **Faisal Aziz, MD, FACS, DFSVS**
 - Pennsylvania State University Health Heart and Vascular Institute, Hershey, PA, USA
- **George Berdejo, BA, RVT, FSVU**
 - White Plains Hospital, White Plains, NY, USA
- **Qiangjun Cai, MD, FACC, FASE, RPVI**
 - Division of Cardiology at University of Texas Medical Branch, Angleton, TX, USA
- **Anahita Dua, MD, MS, MBA, RPVI**
 - Massachusetts General Hospital and Harvard Medical School, Boston, MA, USA
- **Alicia Formato, RVT**
 - Chicago, IL, USA
- **Heather Gornik, MD, RPVI, RVT**
 - University Hospitals Cleveland Medical Center, Cleveland, OH, USA
- **Karem Heath, MD, MHS, RPVI**
 - University Hospitals Cleveland Medical Center, Cleveland, OH, USA
- **Leni N. Karr, BA, RVT**
 - Swedish Medical Center, Seattle, WA, USA
- **Anil Kumar, MD, RPVI, RPHS, FSVM**
 - Yavapai Regional Medical Center, Prescott, AZ, USA
- **Nicos Labropoulos, PhD, RVT**
 - Department of Surgery, Stony Brook University Hospital, Stony Brook, NY, USA
- **Michael P. Lilly, MD**
 - University of Maryland School of Medicine, Baltimore, MD, USA
- **Benjamin Lind, MD, RPVI**
 - NorthShore University HealthSystem, Skokie, IL, USA

Editorial Board

- **Meryl S. Logan, MD, RPVI**
 - Dell Medical School, The University of Texas at Austin, Austin, TX, USA
- **Laurence Needleman, MD, FSVU**
 - Thomas Jefferson University Hospital, Philadelphia, PA, USA
- **Brian Sapp, RVT, RPhS**
 - Truffes Vein Specialists, Newnan, GA
- **Sara Skjonsberg**
 - enVeno Medical, CA, USA
- **Tony Smet, BS, RDMS, RVT**
 - Noninvasive Vascular Laboratory Vascular Surgery Group, San Leandro, CA, USA
- **Robert Smilanich, MD, RPVI, RVT**
 - Utah Valley Vascular Surgery, Provo, UT, USA
- **Kimberly Sorrentino, EdD, MS, RDMS, RDMS, RVT**
 - Connecticut State Colleges and Universities, Hartford, CT, USA
- **David M. Williams, MS, RDMS, RVT**
 - Medical University of South Carolina, Health Florence Medical Pavilion - Cardiovascular Surgery, Florence, SC, USA
- **Stephanie Wilson, BS, RDMS, RVT, FSVU**
 - South Hills School of Business and Technology, State College, PA, USA
- **R. Eugene Zierler, MD, RPVI, FSVU**
 - University of Washington School of Medicine, Seattle, WA, USA
- **Joseph Zygmunt, BA, RVT, RPhS**
 - Medtronic Endovenous Division, Kure Beach, NC, USA

Finding JVU Content Online

- Society for Vascular Ultrasound (SVU) Website
 - Direct Access
 - SVU members can directly access the JVU through the SVU website
 - Access to the latest issue and past issues
 - CME Content
 - SVU website also offers CME content associated with JVU articles
- Through SAGE Publishing
 - SAGE Publishing hosts past issues of the JVU
 - Good resource for "historical articles"

Academic and Online Databases

- Ovid
 - JVU is indexed in Ovid, a popular academic database
 - If your institution subscribes to Ovid, you can access JVU articles through their platform
- Other Databases
 - The JVU is indexed in Google Scholar, EBSCO, ProQuest, Scopus
 - Search for specific articles or authors
- Use relevant keywords related to topic of interest to search within the JVU, Sage or academic databases

Circulation

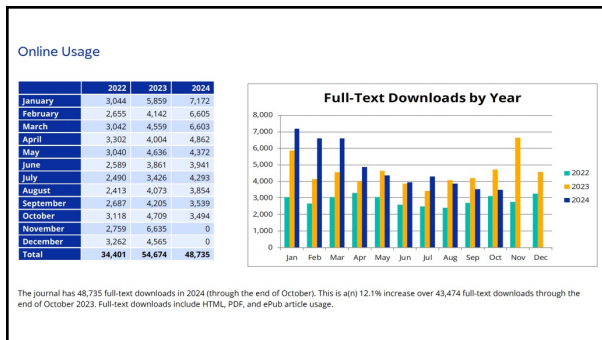
Average Circulation by Type

	2022	2023	2024	Renewal Rate 2022-2023
Individuals	7	5	5	71%
Members	3,919	3,626	3,700	93%
Institutions	27	22	32	82%
Site License	2	0	0	0%
Package, Read Only	2,533	2,433	2,050	96%
Institutions Migrated into Packages	4	4	4	100%
Package, with Open Access	525	737	780	140%
Lower Income Countries	7,218	8,344	8,344	116%

Manuscript Submissions by Country/Region

The following table lists the top 20 countries/regions for corresponding authors that have submitted to *Journal for Vascular Ultrasound*.

Manuscript Submissions: Jan 2024-Oct 2024			Manuscripts Accepted: Jan 2024-Oct 2024		
Country/Region	# Received	Percentage of Total	Country/Region	Final Accepts	Percentage of Total
United States	10	43.5%	United States	6	54.5%
Pakistan	3	13.0%	Viet Nam	1	9.1%
India	1	4.3%	Singapore	1	9.1%
South Africa	1	4.3%	Australia	1	9.1%
China	1	4.3%	Italy	1	9.1%
Netherlands	1	4.3%	Japan	1	9.1%
Colombia	1	4.3%	#N/A	#N/A	#N/A
Viet Nam	1	4.3%	#N/A	#N/A	#N/A
Japan	1	4.3%	#N/A	#N/A	#N/A
Italy	1	4.3%	#N/A	#N/A	#N/A
Australia	1	4.3%	#N/A	#N/A	#N/A
Saudi Arabia	1	4.3%	#N/A	#N/A	#N/A



- ### Viewing Tools
- e-Reader is a new way to view articles on *Sage Journals*
 - Combines best aspects of PDF and online reading
 - Mobile- and offline-friendly reading experience
 - Users with authenticated full-text access can save articles in the EPUB format in their e-Reader library for offline reading in:
 - Browser
 - Download
 - Printed
 - Not necessary to have an account to use the offline library
 - Simply bookmark the library page in your browser to find your saved offline articles
 - What is an EPUB?
 - Modern, industry standard format developed by the International Digital Publishing Forum as an XML format for reflowable (allowing the text to adapt to the screen size) electronic publications

Article Usage Statistics

The following table shows the ten articles that were downloaded the most from January 2024 through October 2024 on the Sage Journals platform.

Total Downloads	Article Title
13,690	David M. Williams, Shanon Sherman-Horman, Aditya M. Sharma, Ann Marie Kuchinski, Shiva Kishor, Robert T. Eberhardt, Patricia Rose, Paul Schmittling, David Demers, Ettore S. H. Koo, Joseph P. Hughes, Ross Shugar, Robert Spotton, Sarah Isomayro, Gulsahar Khan, R. Eugene Zierler
1,724	Innovative Arterial Duplex Examination: A Guide to Evaluate Flow in the Foot Using Pedal Acceleration Time
973	Accuracy of Duplex Ultrasound for Detecting Renal Artery Stenosis: A Systematic Review
717	Pedial Flow Hemodynamics in Patients With Chronic Limb-Thrombosing Angiopathy
426	Transcranial Doppler: The Fifth Decade
425	The Role of Transcranial Doppler in Detecting Patent Foramen Ovale
331	Ultrasound Physics and Instrumentation, Sixth Edition by Frank R. Miele
328	Artifacts in Diagnostic Ultrasound
288	A Case of Internal Carotid Artery Compression With Mandible Depression
251	Normal Ultrasound Doppler Parameters for Fingering and F-Fingering

Interpretation of Peripheral Arterial and Venous Doppler Waveforms: A Consensus Statement From the Society for Vascular Medicine and Society for Vascular Ultrasound

Authors: S. H. Kim, MD, MPH, PhD, DVM, Chao, TC, Aditya M. Sharma, MD, MPH, DVM, Co-Chair, L. L. and R. Eugene Zierler, MD, MPH, DVM

Abstract: This expert consensus statement on the interpretation of peripheral arterial and venous spectral Doppler waveforms was jointly commissioned by the Society for Vascular Medicine (SVM) and the Society for Vascular Ultrasound (SVU). The consensus statement proposes a standardized nomenclature for arterial and venous spectral Doppler waveforms using a framework of key major descriptors and additional modifier terms. These key major descriptors and additional modifier terms are presented alongside representative Doppler waveforms, and nomenclature tables provide context by listing previous alternate terms to be replaced by the new major descriptors and modifiers. Finally, the document reviews Doppler waveform alterations with physiologic changes and disease states, provides optimization techniques for waveform acquisition and display, and provides practical guidance for incorporating the proposed nomenclature into the final interpretation report.

Free webinar: How to be a peer reviewer

The screenshot shows the article details page on Sage Journals. The article title is "Interpretation of Peripheral Arterial and Venous Doppler Waveforms: A Consensus Statement From the Society for Vascular Medicine and Society for Vascular Ultrasound". The authors listed include Editor S. H. Kim, MD, MPH, RPh, FRCPC, FRCPC, Chair, and several other experts in the field. The abstract discusses the consensus statement's purpose in providing standardized approaches for arterial and venous spectral Doppler waveforms.

Article Sharing

- JVU readers can share read-only access to the journal's articles
- Send article links which recipients use to view the article in a browser environment without having to be a subscriber
- Links can be shared via email, on social media sites, and within scholarly collaboration networks
- Encourages discoverability of content and enhances impact

<https://journals.sagepub.com/page/article-sharing>

Peer Review and Production

Total Submissions and Acceptance Rate

	2022	2023	2024
Total	55	48	37
Original	33	29	23
Accept	26	23	11
Reject	5	3	9
Accept Ratio	84%	88%	55%

- Manuscripts
- Editorial Board members
- Peer reviewers

We value the work done by peer reviewers in the academic community, who facilitate the process of publication and drive research within their fields of expertise

Why should you be a peer reviewer?

- Contribute to the development of your field
- Stay up-to-date in your field
- Improve your ability to research and write papers
- Increased collaboration with journal editors, which may result in new opportunities such as invitation to join an editorial board
- Get an understanding of the publication process
- Get recognition for your peer review
- Reviewers are the quality controllers of the research world - they make sure the research being published is good quality

Tip: Register with Publons to track, verify and showcase your peer review contributions

Peer review is a largely reciprocal endeavour and you will benefit at some stage from the work of peer reviewers on your own paper.

Sage Resources to Assist New and Experienced Peer Reviewers

- [Reviewer Selection Handbook](#)
- [Website](#) and [Reviewer's Guide](#) on how to review articles.
- Videos on how to become a peer reviewer and how to conduct peer review
- The [How to Be a Peer Reviewer webinar](#)
 - Ran 3 times in 2023 with 8,585 registrations
 - [Register](#) for next on February 4, 2025
- Collaboration in the cross-publisher Peer Review Week initiative, including a landing page with original content from Sage
- More peer review resources on the [Sage Journal Reviewer Gateway](#)

