


Session 15: Is There a Role for Advanced Practice Vascular Sonography?

Saturday 10:50-11:00
Joseph P. "J.P." Hughes, MBA, RVT, RVS, RPhS, NVS, FSVU


Copyright © NAVIX Diagnostix 2024



Disclosures

- Nothing financially relevant

Copyright © NAVIX Diagnostix 2024




"Advanced Practice" Background


- 1965 – First Nurse Practitioner Program
- 1974 – First NP License
- 1997 – 85% reimbursement rate for Medicare services provided by NPs and PAs was established by Congress in the Balanced Budget Act of 1997.
- 1995 – First paper on Advanced-practice sonography (OB/GYN)
- 1999 – Pilot program
 - "...can function independently..."
- 2015 – "Advanced Cardiac Sonographer" (CCI)

Fenuille WH, et al. Advanced-practice Sonography in Obstetrics and Gynecology: A Pilot Study Investigating the Efficacy of the Ultrasound Practitioner. *Journal of Allied Health*. Vol. 28, No. 2 (SUMMER 1999), pp. 71-79


Copyright © NAVIX Diagnostix 2024




What is "Advanced Practice Sonography"?



Copyright © NAVIX Diagnostix 2024




Models for Advanced Vascular Practice



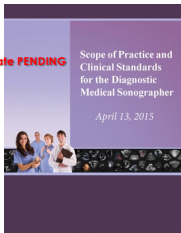
- Nurse Practitioner
- Physician Assistant
 - CRNA
 - Midwives
- Clinical Nurse Specialists
- Radiologist Assistant

Licensed

Copyright © NAVIX Diagnostix 2024




Sonographer Scope of Practice



- Documents **patient ID** and **appropriateness of exams**
- **Communicates** with supervising or referring physician
- Documents **contraindications, patient prep**
- **Explains** procedure and responds to questions, but **refers** diagnostic, treatment, or prognosis to appropriate physician or healthcare professional
- **Integrates** history, previous studies, and **current symptoms** to determine appropriate diagnostic protocol, and **tailor exam to the needs of the patient**
- **Intravenous line insertion and administer contrast** with appropriate education and training
- **Recognizes normal and abnormal findings** and adapts protocol to further assess findings
- **Analyzes findings** so information is complete and sufficient

Copyright © NAVIX Diagnostix 2024



Advanced Cardiac Sonographer



- “Practicing at an advanced level...to ensure quality...”
- Teaching/training
- Reviewing studies
- “...not an independent practitioner.”
 - Preliminary findings

Umland M. SONOGRAPHERS' COMMUNICATION
Advanced Cardiac Sonographer: A Reality at Last. Jour Am Soc Echocardi. Vol. 28, Num 5, 2015
Copyright © NAVIX Diagnostix 2024



Motivation for Creating ACS



Prestige
Salary
Power

“As the role of the cardiac sonographer has evolved over the years, sonographers have looked for **pathways to advance their careers**. Our options were typically to **move into management or industry**. Unfortunately, such moves often required us to step away from the lab and give up the very thing we love—the actual performing of the echocardiogram and interacting with our patients. After many years of hard work by many dedicated sonographers and physicians, a **professional educational career pathway**, the Advanced Cardiac Sonographer, is now available.”

Copyright © NAVIX Diagnostix 2024



What could an “Advanced Vascular Practitioner” do?



- “Interpret” studies?
- Give results?
- Triage patients?
- Quality improvement?
- Participate in procedures?
- Add/change orders?
- Schedule follow-up?

Copyright © NAVIX Diagnostix 2024



Pathway to Advanced Vascular Practice



- Education
- Experience
- Licensing
 - Credential/Certification
- Support
 - Physician
 - Nurse
 - NLRB
 - Insurers

Copyright © NAVIX Diagnostix 2024



Challenges



- Support
- Development Costs
- Curriculum
- Educational Requirements
- Scope and Role in Care
- Licensure
- Recognition
- Reimbursement

Copyright © NAVIX Diagnostix 2024



SOOOO...Is There a Role for Advanced Practice Vascular Sonography?

Yes?

Copyright © NAVIX Diagnostix 2024



