


VEITH IMPRESSION
Connecting The Industry Community
Nov 19 - 21, 2024

Venous Lesions of the Face

Kasuo Miyake, MD, PhD
Marcelo Halfen Grill, MD, MSc

Clinica Miyake, Sao Paulo, Brazil

@IMAP_Academy
@kasuomiyake



Disclosure: No Conflict of Interest


@IMAP_Academy
@kasuomiyake



VEITH IMPRESSION
Connecting The Industry Community

Is Transdermal Laser Capable of Selective Photothermolysis?

Anderson RR, Parrish JA. Selective photothermolysis: precise microsurgery by selective absorption of pulsed radiation. Science. 1983; 220:524-27.



@kasuomiyake

TWO CYTO-LASER SESSIONS (1064nm Nd:Yag)



1064nm
ND:Yag
Long Pulse
Laser and
cooling

17 years Follow-up @2018


@IMAP_Academy
@kasuomiyake



4 sessions
6mm
80-100J/cm2
15ms

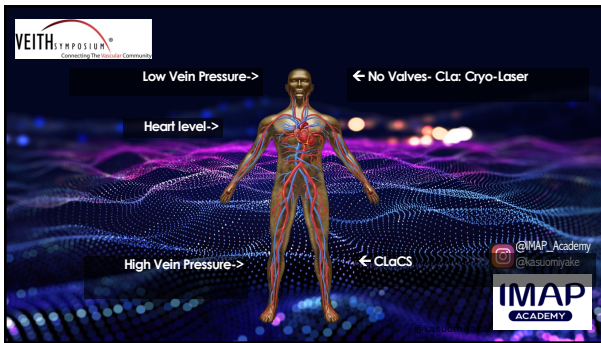
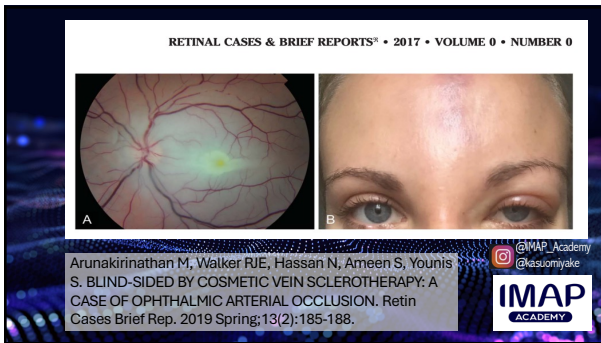
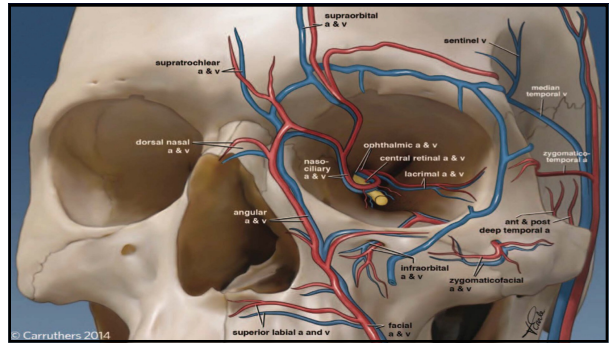

@kasuomiyake


CLINICA MIYAKE



4 sessions
6mm
80-100J/cm2
15ms

@kasuomiyake





CLa on the face: Method

- 6-8mm spot size
- Criogen cooling (new lasers)
- 15ms with mill pulses 1.3ms with 1.3ms delays
- 80-100J/cm2
- 2-3 sessions
- Augmented reality (many brands)
- Do not focus on endpoints

@IMAP_Academy
@kasuomiyake

