

Balloon Optimized Molding For Better Deployment And Sealing Of Ovation Alto Low Profile Endografts For EVAR: How To Do It And How It Helps Prevent Endoleaks and Migration

David Minion, MD  
University of Kentucky Medical Center  
Lexington, Kentucky, USA



## Disclosures

- None



## Polymer Sealing Technology

### Advantages

- “Injectable Architecture” reduces profile while increasing conformability
- Long-term cushion effect on proximal aortic neck



### Disadvantages

- Sensitivity to Oversizing (and Undersizing)
- Short Length of Sealing Rings
- Potential for Polymer Leaks



## Wouldn't Polymers Be Less Sensitive to Oversizing?



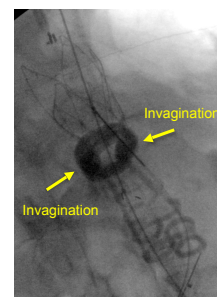
## Infolding of Oversized Annular Balloon



## Perfectly Sized

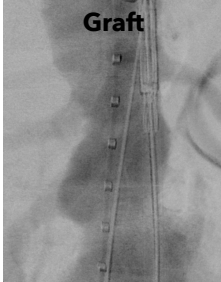


## Oversized



**Appropriate Sizing Diameter is  
Dependant on the Position of the**

**Graft**



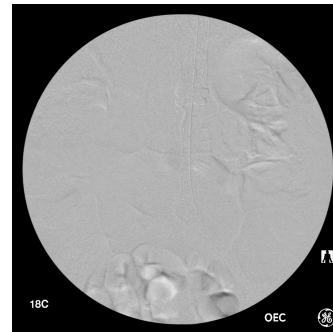
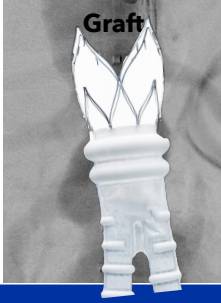
**Appropriate Sizing Diameter is  
Dependant on the Position of the**

**Graft**



**Appropriate Sizing Diameter is  
Dependant on the Position of the**

**Graft**



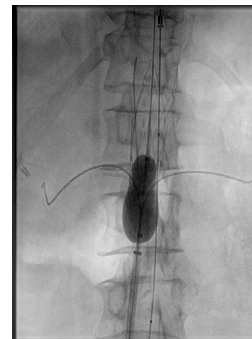
**“Undersized”  
device relative  
to deployed  
location**

**Preventing Infolding of Oversized Annular Balloon?**

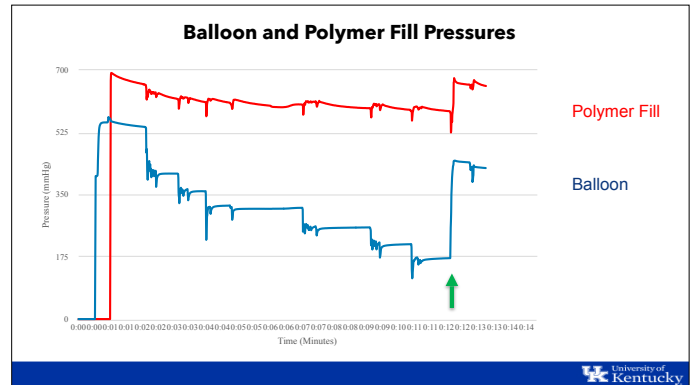


**Balloon Optimized  
Molding (B.O.M)**

- Balloon inflated prior to initiation of polymer fill.
- Left inflated for entire cure time.
- Prevents infolding from any oversizing.



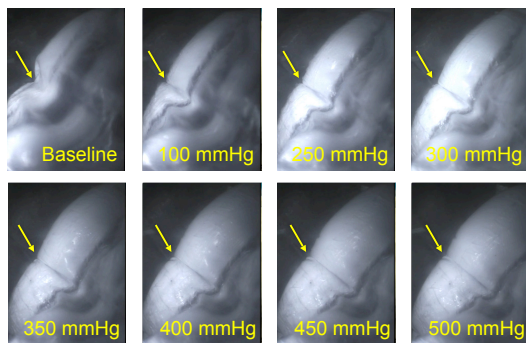
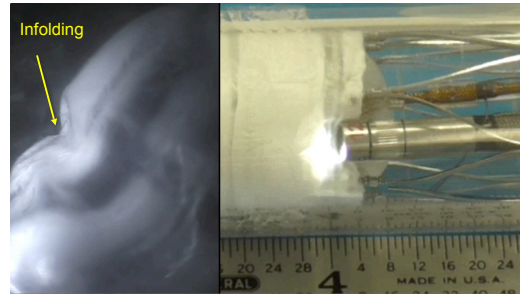
## The Two-Edged Sword: Polymer Leaks?



### Key Safety Tips

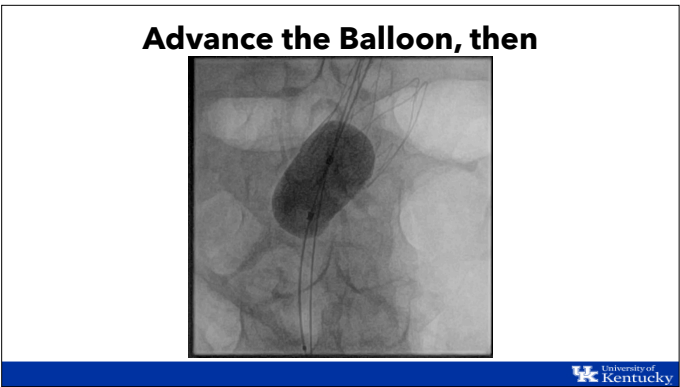
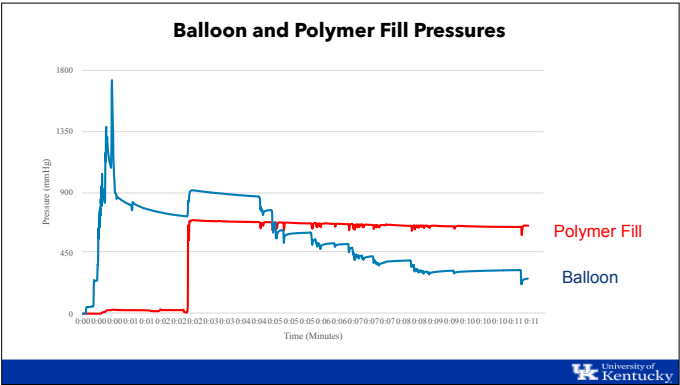
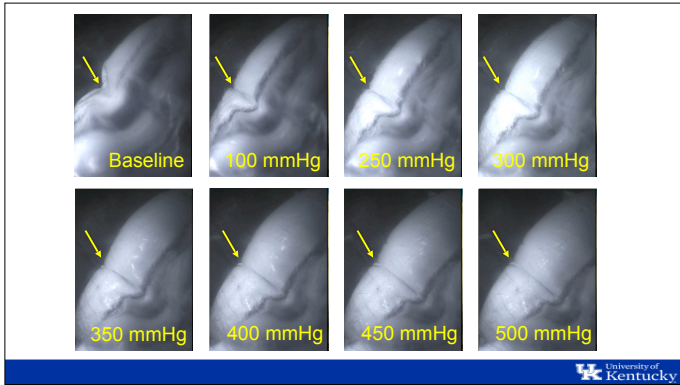
- Inflate Balloon **PRIOR** to Polymer Fill
- OK to Deflate Balloon (Full or Partial) During Cure Time
- **NEVER** Inflate Balloon During Cure Time

### Baseline (without B.O.M)



### "Water-Tight" versus "Blood-Tight"





**Summary:**

- Balloon Optimized Molding (B.O.M.) can correct infolding and improve seal in hostile anatomy.
- Potential for a “one size fits all” option.
- Rupture device?

University of Kentucky